



ASD

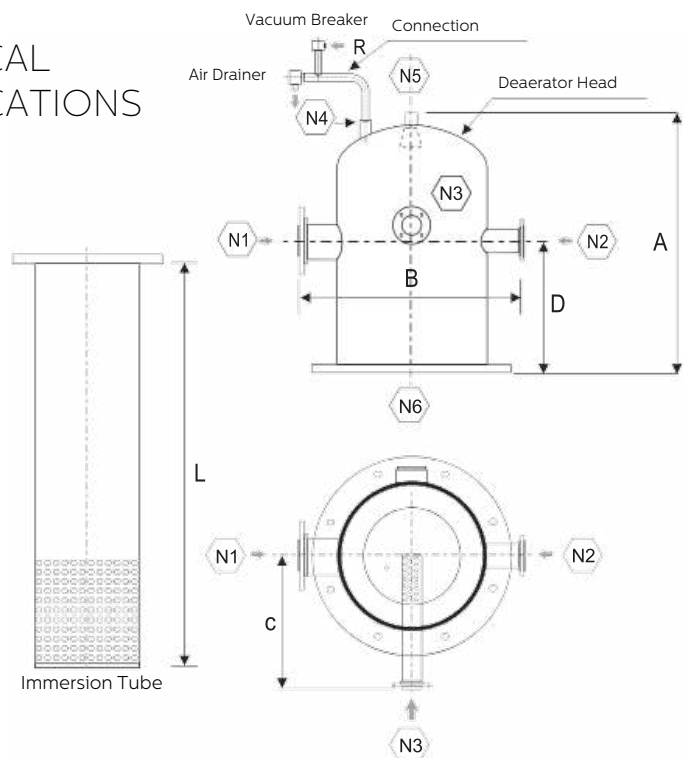
COMPACT DEAERATOR

GENERAL FEATURES

The Compact Deaerator is designed to remove dissolved gases and oxygen from the boiler feedwater by appropriately mixing the condensate, flash steam and cold feed water. Ayvaz compact deaerator is made of stainless steel against corrosion due to its properties such as pH, oxygen content, soft water.

TECHNICAL SPECIFICATIONS

	Model	ASD 150	ASD 200	ASD 250	ASD 300
A		440	490	500	500
B		370	420	475	525
C		185	210	235	265
D		175	200	210	225
N1	Flash Steam Inlet	65	100	150	150
N2	Condensate Inlet	50	80	80	100
N3	Makeup Inlet	25	40	50	65
N4	Air Drainer	15	15	15	15
N5	Air Releaser	15	25	25	25
N6	Deaerator Head	Q 150	Q 200	Q 250	Q 300



Design Pressure: 5 bar
Design Temperature: 198°C

ASD COMPACT DEAERATOR

Connection:

Ayvaz Compact degasser nozzles with flash steam inlet, condensate inlet, fresh feed water inlet, air drainer and vacuum breaker, and closed recirculation circulation line with DIN norm PN16 flanged air drainer (N4) and gas drainer (N5) with screw according to BSP can be flanged and weld end.

Immersion Tube Length Selection:

The length of the immersion tube can be selected according to the water depth of the drinking water tank. You can use the following table for the selection.

$L = D + H - 300$ mm for tank depth > 1000 mm, you should contact with the technical personnel of Ayvaz for the tank depth < 1000 mm.

L: Immersion tube length mm

D: Tank Depth mm

H: Nozzle Height mm

Condensate kg/h	ASD Model
5000	150
10000	200
20000	250
30000	300

Available Standard Immersion Tube Lengths

L: 900, 1050, 1200, 1350, 1500, 1650, 1800, 1950, 2100, 2250 ve 2400 mm.

TRANSPORTATION AND STORAGE

Transportation:

- Suitable lifting must be used for loading / unloading.
- Check that the product condition
- Only authorized person should open the product case.

Storage:

- Products should be protected from rain, other liquids and direct sunlight.
- Keep product away from corrosive environment
- Keep away from humidity
- The life of the wooden packaging box is 3 months.

INSTALLATION INSTRUCTIONS

1. Check the length of the compact deaerator's immersion tube according to the depth of the feed water tank.
2. Immersion tube should be immersed in the condensate tank and there should be at least 300 mm gap between the tip of the immersion pipe and the bottom of the tank.
3. Make sure there is enough space on the tank to install the immersion tube.
4. The clearance on the feedwater reservoir (condensate tank) must be $L + 500$ mm (for maintenance etc.). **L:** Ayvaz is the length of the compact degasser dip tube in mm.
5. If any of the criteria are not met, please contact our regional representative.
6. Be sure to have nuts, bolts and gaskets in place before mounting.

ASD Model	NUT FEATURES	Quantity
150	M20 x 75	8
200	M20 x 75	8
250	M24 x 100	12
300	M24 x 100	12

START UP CONTROL

1. Once you are sure that the piping system is in accordance with the P&I scheme, initiate pre-commissioning activities. ASD has been hydraulically / pneumatically tested by AYVAZ.
2. Before installing the ASD, drain the air from the piping.
3. Make sure that the flash steam line is vertical before it runs on the ASD flash input line and before it is connected to the ASD.
4. Ensure that the air vent and vacuum cutter are properly installed on the ASD.
5. Make sure that the links in the ASD do not interfere with each other. This nozzle is mainly provided for the connection of the circulation pump pipes.
6. Ensure that all fasteners are tight and that the gaskets are in the center. Make sure that reasonable water pump capacity is matched to the feed water requirement, taking into account the flash steam and condensate return.
7. If necessary, you can adjust the plant water flow by reducing the globe valve in the pump discharge line. Ensure the continuous supply of make up water at a suitable rate for ASD's efficient performance.
8. Ensure that the feed water reservoir is provided with a suitable ventilation pipe and taken to a safe location.

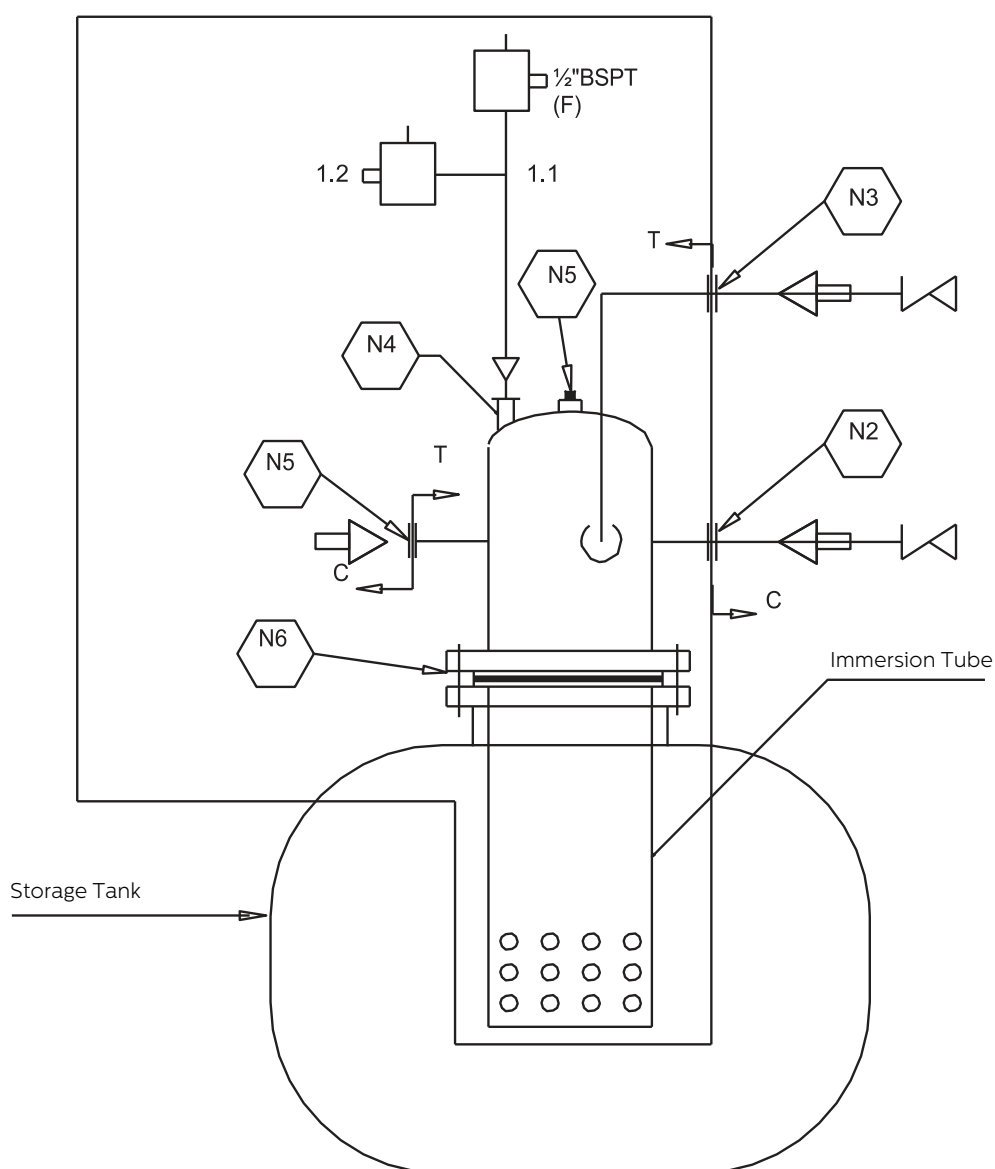
ASD COMPACT DEAERATOR

OPERATING

- i. Open the condensation line.
- ii. Flash steam and hot water will drain to the ASD.
- iii. Feed water temperature will rise.
- iv. Please check the temperature gauge of feed water tank and fill it.
- v. ASD will be ready.

DAILY CONTROL

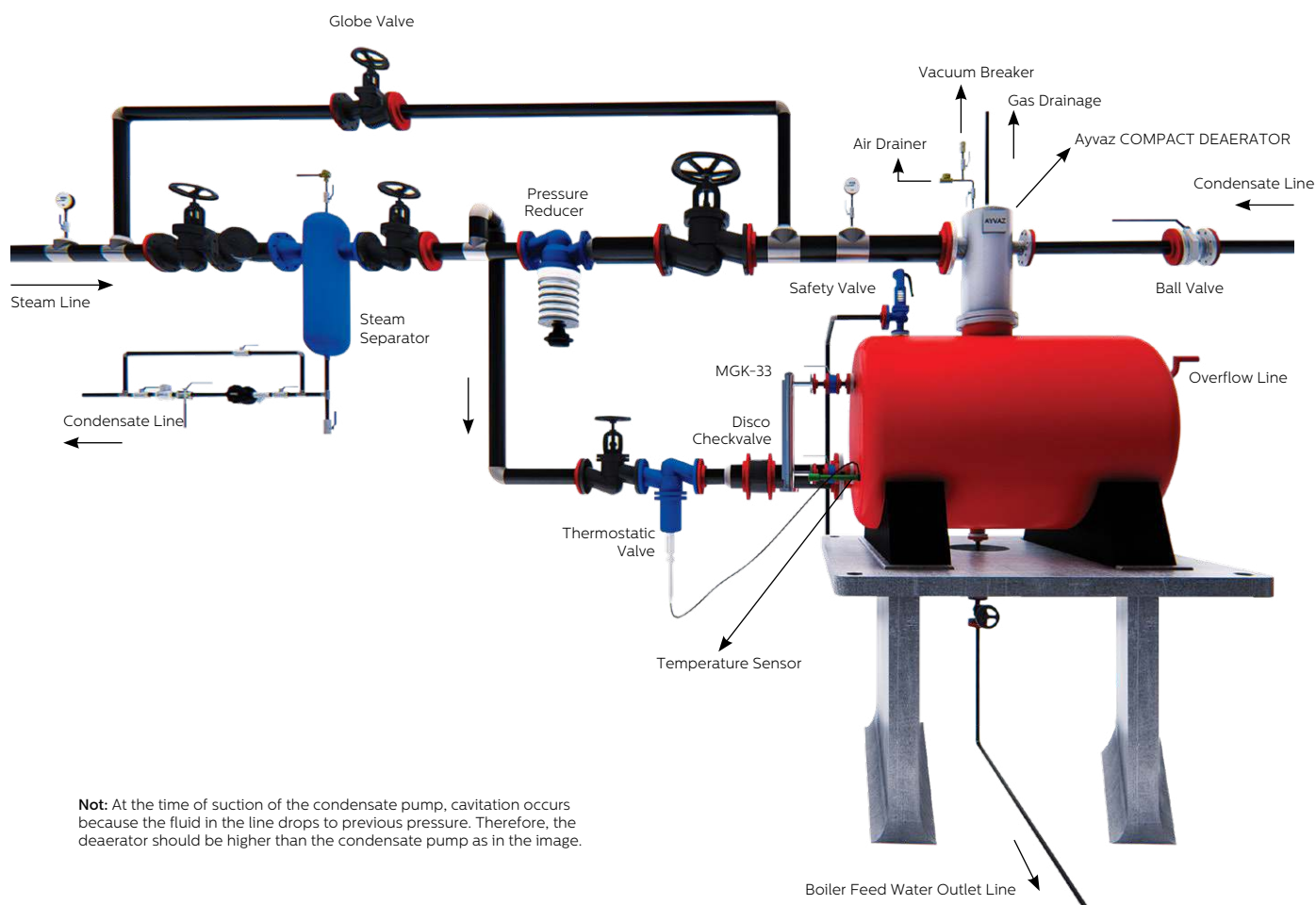
- Regularly check the feed water temperature



SPECIFICATIONS	
N1	FLASH STEAM INLET
N2	CONDENSATE INLET
N3	MAKEUP INLET
N4	CONNECTOR
N5	COMPARISON 1/2 "BSP (CROSS)
N6	DEAERATOR HEAD

ASD COMPACT DEAERATOR

3D APPLICATION SAMPLE



Not: At the time of suction of the condensate pump, cavitation occurs because the fluid in the line drops to previous pressure. Therefore, the deaerator should be higher than the condensate pump as in the image.



HEAD OFFICE - FACTORY

Atatürk Sanayi Bölgesi Hadımköy Mahallesi Mustafa İnan Caddesi No: 44 Arnavutköy - İSTANBUL
Tel: +90 212 771 01 45 (pbx) | Fax: +90 212 771 47 27
info@ayvaz.com | www.ayvaz.com

Cona Caserta/Italy

Tel: +39 0823 187 3988
rmolaro@ayvaz.com

Ayvaz Germany Viernheim/Germany

Tel: +49 62046014399
germany@ayvaz.com

Ayvaz Ukraine Kiev/Ukraine

Tel: +380 44 390 57 57
info@ayvaz.com.ua

Tricorr Warsaw/Poland

Tel: +48 530 030 810
+48 533 603 335
tricorr@tricorr.eu

Ayvaz Azerbaijan Baku/Azerbaijan

Tel: +99 (455) 579-84-32
ahayatov@ayvaz.com

Ayvaz Egypt Cairo/Egypt

Tel: +20 122 819 78 29
andrew.eid@ayvaz.com

Ayvaz Gulf Dubai/U.A.E

Tel: +971 563550822
+971 501306871
mideast@ayvaz.com

Ayvaz China Ningbo/China

Tel: +86 152 5830 7361
msahin@ayvaz.com

Ayvaz Kazakhstan LLP Almaty/Kazakhstan

Tel: +7 (727) 327 97 57
info_kz@ayvaz.com

Ayvaz N Ispirih/Bulgaria

Tel: +359 8431 27 32
office@ayvaz-n.eu

Ayvaz Serbia Belgrade/Serbia

Tel: +381 61 658 70 52
yakbiyik@ayvaz.com

Ayvaz Vietnam HCMC/Vietnam

Tel: +84 89 8508345

Ayvaz Americas Rhode Island/USA

Tel: +1 401 737 8380
americas@ayvaz.com